

CLAUSE 35  
Introductory sub-table (I)(a)

NAME OF THE COMPANY : CHENNAI FERROUS INDUSTRIES LIMITED  
SCRIP CODE :  
QUARTER ENDED :  
SHAREHOLDING PATTERN AS ON : 31-Mar-2015

, CLASS OF SECURITY : EQUITY

Partly paid-up shares:-	No. of partly paid-up shares	As a % of total no. of partly paid-up shares	As a % of total no. of shares of the company
Held by promoter/promoter group			
Held by public			
Total - D			
Outstanding convertible securities:-	No. of outstanding securities	As a % of total no. of outstanding convertible securities	As a % of total no. of shares of the company, assuming full conversion of the convertible securities
Held by promoter/promoter group			
Held by public			
Total - E			
Warrants:-	No. of warrants	As a % of total no. of warrants	As a % of total no. of shares of the company, assuming full conversion of warrants
Held by promoter/promoter group			
Held by public			
Total - F			
Total paid-up capital of the company, assuming full Conversion of warrants and convertible securities	3604509		



CLAUSE 35  
Introductory sub-table (I)(a)

NAME OF THE COMPANY : CHENNAI FERROUS INDUSTRIES LIMITED  
 SCRIP CODE : , NAME OF THE SCRIP : , CLASS OF SECURITY : EQUITY  
 QUARTER ENDED :  
 SHAREHOLDING PATTERN AS ON : 31-Mar-2015

STATEMENT SHOWING SHAREHOLDING PATTERN  
TABLE (I)(a)

CATE GORY CODE	CATEGORY OF SHARE HOLDER	NO.OF HOLDERS	TOTAL NO.OF SHARES	SHARES IN DEMAT	TOTAL SHAREHOLDING AS A PERCENTAGE OF TOTAL NUMBER OF SHARES		SHARES PLEDGED OR OTHERWISE ENCUMBERED	
					AS A % OF (A+B) (VI)	AS A % OF (A+B+C) (VII)		
(I)	(II)	(III)	(IV)	(V)			Number of shares (VIII)	As a percentage (IX)= (VIII)/(IV)*100
A. SHAREHOLDING OF PROMOTER AND PROMOTER GROUP								
1. INDIAN								
a.	INDIVIDUALS/HINDU UNDIVIDED FAMILY	32	1026728	929520	28.4845	28.4845	0	0.0000
b.	CENTRAL GOVERNMENT/ STATE GOVERNMENT(S)	0	0	0	0.0000	0.0000	0	0.0000
c.	BODIES CORPORATE	8	1029792	477855	28.5695	28.5695	0	0.0000
d.	FINANCIAL INSTITUTIONS/ BANKS	0	0	0	0.0000	0.0000	0	0.0000
e.	ANY OTHER							
SUB - TOTAL (A)(1)		40	2056520	1407375	57.0540	57.0540	0	0.0000
2. FOREIGN								
a.	INDIVIDUALS (NON- RESIDENT INDIVIDUALS/ FOREIGN INDIVIDUALS)	0	0	0	0.0000	0.0000	0	0.0000
b.	BODIES CORPORATE	1	250000	0	6.9357	6.9357	0	0.0000
c.	INSTITUTIONS	0	0	0	0.0000	0.0000	0	0.0000
d.	QUALIFIED FOREIGN INVESTOR	0	0	0	0.0000	0.0000	0	0.0000
e.	ANY OTHER DIRECTORS/RELATIVE NRI	1	250000	0	6.9357	6.9357	0	0.0000
SUB - TOTAL (A)(2)		2	500000	0	13.8715	13.8715	0	0.0000
TOTAL SHARE HOLDING OF PROMOTER AND PROMOTER GROUP (A) = (A)(1)+(A)(2)		42	2556520	1407375	70.9256	70.9256	0	0.0000



CLAUSE 35  
Introductory sub-table (I)(a)

NAME OF THE COMPANY : CHENNAI FERROUS INDUSTRIES LIMITED  
 SCRIP CODE : , NAME OF THE SCRIP : , CLASS OF SECURITY : EQUITY  
 QUARTER ENDED :  
 SHAREHOLDING PATTERN AS ON : 31-Mar-2015

STATEMENT SHOWING SHAREHOLDING PATTERN  
TABLE (I)(a)

CATE GORY CODE	CATEGORY OF SHARE HOLDER	NO.OF HOLDERS	TOTAL NO.OF SHARES	SHARES IN DEMAT	TOTAL SHAREHOLDING AS A PERCENTAGE OF TOTAL NUMBER OF SHARES		SHARES PLEDGED OR OTHERWISE ENCUMBERED	
					AS A % OF (A+B) (VI)	AS A % OF (A+B+C) (VII)	Number of shares (VIII)	As a percentage (IX)= (VIII)/(IV)*100
(I)	(II)	(III)	(IV)	(V)	(VI)	(VII)	(VIII)	(IX)
B.	PUBLIC SHAREHOLDING							
1.	INSTITUTIONS							
a.	MUTUAL FUNDS/UTI	0	0	0	0.0000	0.0000	NA	NA
b.	FINANCIAL INSTITUTIONS/ BANKS	0	0	0	0.0000	0.0000	NA	NA
c.	CENTRAL GOVERNMENT/ STATE GOVERNMENT(S)	0	0	0	0.0000	0.0000	NA	NA
d.	VENTURE CAPITAL FUNDS	0	0	0	0.0000	0.0000	NA	NA
e.	INSURANCE COMPANIES	0	0	0	0.0000	0.0000	NA	NA
f.	FOREIGN INSTITUTIONAL INVESTORS	0	0	0	0.0000	0.0000	NA	NA
g.	FOREIGN VENTURE CAPITAL INVESTORS	0	0	0	0.0000	0.0000	NA	NA
h.	QUALIFIED FOREIGN INVESTOR	0	0	0	0.0000	0.0000	NA	NA
1.	ANY OTHER							
SUB - TOTAL (B)(1)		0	0	0	0.0000	0.0000	NA	NA



CLAUSE 35  
Introductory sub-table (I)(a)


NAME OF THE COMPANY : CHENNAI FERROUS INDUSTRIES LIMITED  
 SCRIP CODE : , NAME OF THE SCRIP : , CLASS OF SECURITY : EQUITY  
 QUARTER ENDED :  
 SHAREHOLDING PATTERN AS ON : 31-Mar-2015

STATEMENT SHOWING SHAREHOLDING PATTERN  
TABLE (I)(a)


CATE GORY CODE	CATEGORY OF SHARE HOLDER	NO.OF HOLDERS	TOTAL NO.OF SHARES	SHARES IN DEMAT	TOTAL SHAREHOLDING AS A PERCENTAGE OF TOTAL NUMBER OF SHARES		SHARES PLEDGED OR OTHERWISE ENCUMBERED	
					AS A % OF (A+B) (VI)	AS A % OF (A+B+C) (VII)	Number of shares (VIII)	As a percentage (IX)= (VIII)/(IV)*100
(I)	(II)	(III)	(IV)	(V)	(VI)	(VII)	(VIII)	(IX)
<b>2. NON-INSTITUTIONS</b>								
a.	BODIES CORPORATE	105	548584	547720	15.2193	15.2193	NA	NA
b.	INDIVIDUALS -							
	I INDIVIDUAL SHAREHOLDERS HOLDING NOMINAL SHARE CAPITAL UPTO RS. 1 LAKH	4754	191074	127125	5.3009	5.3009	NA	NA
	II INDIVIDUAL SHAREHOLDERS HOLDING NOMINAL SHARE CAPITAL IN EXCESS OF RS. 1 LAKH	5	116545	116545	3.2333	3.2333	NA	NA
c.	QUALIFIED FOREIGN INVESTOR	0	0	0	0.0000	0.0000	NA	NA
d.	ANY OTHER							
	FOREIGN CORPORATE BODIES	1	125000	125000	3.4678	3.4678	NA	NA
	HINDU UNDIVIDED FAMILIES	52	49275	49263	1.3670	1.3670	NA	NA
	NON RESIDENT INDIANS	200	15451	6003	0.4286	0.4286	NA	NA
	OTHERS	1	2060	0	0.0571	0.0571	NA	NA
		254	191786	180266	5.3207	5.3207	NA	NA
SUB - TOTAL (B)(2)		5118	1047989	971656	29.0743	29.0743	NA	NA
TOTAL PUBLIC SHAREHOLDING (B) = (B)(1)+(B)(2)		5118	1047989	971656	29.0743	29.0743	NA	NA
TOTAL (A)+(B)		5160	3604509	2379031	100.0000	100.0000	0	0.0000



CATEGORY CODE	CATEGORY OF SHARE HOLDER	NO. OF HOLDERS	TOTAL NO. OF SHARES	SHARES IN DEMAT	TOTAL SHAREHOLDING AS A PERCENTAGE OF TOTAL NUMBER OF SHARES		SHARES PLEDGED OR OTHERWISE ENCUMBERED	
(I)	(II)	(III)	(IV)	(V)	AS A % OF (A+B) (VI)	AS A % OF (A+B+C) (VII)	Number of shares (VIII)	As a percentage (IX) = (VIII)/(IV)*100
<b>C. SHARES HELD BY CUSTODIANS AND AGAINST WHICH DEPOSITORY RECEIPTS HAVE BEEN ISSUED</b>								
	Promoter and Promoter Group Public	0	0	0	0.0000	0.0000	NA	NA
	TOTAL CUSTODIAN (C)	0	0	0	0.0000	0.0000	NA	NA
	<b>GRAND TOTAL (A)+(B)+(C)</b>	<b>5160</b>	<b>3604509</b>	<b>2379031</b>		<b>100.0000</b>	<b>0</b>	<b>0.0000</b>



Sr.No	Name of the shareholder	Details of Shares held		Encumbered shares (*)			Details of warrants		Details of convertible securities		Total shares (including underlying shares assuming full conversion of warrants and convertible securities) as a % of diluted share capital
		No. of Shares held	As a % of grand total (A)+(B)+(C)	No. of Shares held	As a percentage	As a % of grand total (A)+(B)+(C) of sub-clause (I)(a)	Number of warrants held	As a % total number of warrants of the same class	Number of convertible securities held	As a % total number of convertible securities of the same class	
(I)	(II)	(III)	(IV)	(V)	(VI)= (V)/(III)*100	(VII)	(VIII)	(IX)	(X)	(XI)	(XII)
1	RADIANT SOLUTIONS PRIVATE LTD	250000	6.9357	0	0.0000	0.0000	0	0.0000	0	0.0000	6.9357
2	TAMILNADU PROPERTY DEVELOPERS PVT LTD	140000	3.8840	0	0.0000	0.0000	0	0.0000	0	0.0000	3.8840
3	TAMILNADU PROPERTY DEVELOPERS PVT LTD	160000	4.4388	0	0.0000	0.0000	0	0.0000	0	0.0000	4.4388
4	TAMILNADU ENTERPRISES & INVESTMENTS PVT LTD	251937	6.9894	0	0.0000	0.0000	0	0.0000	0	0.0000	6.9894
5	ARVIND GUPTA	10000	0.2774	0	0.0000	0.0000	0	0.0000	0	0.0000	0.2774
6	RAJESH GUPTA	10000	0.2774	0	0.0000	0.0000	0	0.0000	0	0.0000	0.2774
7	RAVI GUPTA	10000	0.2774	0	0.0000	0.0000	0	0.0000	0	0.0000	0.2774
8	SUDHA GUPTA	5000	0.1387	0	0.0000	0.0000	0	0.0000	0	0.0000	0.1387
9	ALOK GUPTA	5000	0.1387	0	0.0000	0.0000	0	0.0000	0	0.0000	0.1387
10	KANISHK GUPTA	5000	0.1387	0	0.0000	0.0000	0	0.0000	0	0.0000	0.1387
11	VANDANA GUPTA	5000	0.1387	0	0.0000	0.0000	0	0.0000	0	0.0000	0.1387
12	RAVI GUPTA	8	0.0002	0	0.0000	0.0000	0	0.0000	0	0.0000	0.0002
13	APEENA BAGUM	250000	6.9357	0	0.0000	0.0000	0	0.0000	0	0.0000	6.9357
14	SATYA NARAIN GUPTA	47200	1.3094	0	0.0000	0.0000	0	0.0000	0	0.0000	1.3094
15	SRI HARI VALLABHA ENTERPRISES AND INVESTMENTS PVT. LIMITED	85907	2.3833	0	0.0000	0.0000	0	0.0000	0	0.0000	2.3833
16	GOODFAITH VINIMAY PRIVATE LIMITED	125155	3.4721	0	0.0000	0.0000	0	0.0000	0	0.0000	3.4721
17	DHANVARSHA ENTERPRISES AND INVESTMENTS PVT. LIMITED	157475	4.3688	0	0.0000	0.0000	0	0.0000	0	0.0000	4.3688
18	ASSAM MERCANTILE COMPANY LIMITED	65643	1.8211	0	0.0000	0.0000	0	0.0000	0	0.0000	1.8211
19	INDIAN CORPORATE BUSINESS CENTRE LTD	43675	1.2116	0	0.0000	0.0000	0	0.0000	0	0.0000	1.2116
20	ARVIND KUMAR GUPTA	625	0.0173	0	0.0000	0.0000	0	0.0000	0	0.0000	0.0173
21	ARVIND GUPTA MR	7131	0.1978	0	0.0000	0.0000	0	0.0000	0	0.0000	0.1978
22	RAJESH GUPTA MR	138768	3.8498	0	0.0000	0.0000	0	0.0000	0	0.0000	3.8498
23	SUDHA GUPTA MRS	116230	3.2245	0	0.0000	0.0000	0	0.0000	0	0.0000	3.2245
24	RAJESH GUPTA	7131	0.1978	0	0.0000	0.0000	0	0.0000	0	0.0000	0.1978
25	RAVI GUPTA MR	10100	0.2802	0	0.0000	0.0000	0	0.0000	0	0.0000	0.2802
26	RAVI GUPTA MR	63500	1.7616	0	0.0000	0.0000	0	0.0000	0	0.0000	1.7616
27	ARVIND GUPTA	122377	3.3951	0	0.0000	0.0000	0	0.0000	0	0.0000	3.3951
28	ABHISHEK SARAFF	73712	2.0449	0	0.0000	0.0000	0	0.0000	0	0.0000	2.0449
29	SUBHASH CHANDRA SARAFF	36	0.0009	0	0.0000	0.0000	0	0.0000	0	0.0000	0.0009
30	ROOP CHAND BETALA	12500	0.3467	0	0.0000	0.0000	0	0.0000	0	0.0000	0.3467
31	GITADEVI MRS	28725	0.7969	0	0.0000	0.0000	0	0.0000	0	0.0000	0.7969
32	NIVEDITA GUPTA	1250	0.0346	0	0.0000	0.0000	0	0.0000	0	0.0000	0.0346
33	KANISHK GUPTA MR	4307	0.1194	0	0.0000	0.0000	0	0.0000	0	0.0000	0.1194
34	AVANTIKA GUPTA MS	2701	0.0749	0	0.0000	0.0000	0	0.0000	0	0.0000	0.0749
35	SAMRIDHI GUPTA MS	9340	0.2591	0	0.0000	0.0000	0	0.0000	0	0.0000	0.2591
36	VANDANA GUPTA MRS.	50344	1.3966	0	0.0000	0.0000	0	0.0000	0	0.0000	1.3966
37	ALOK GUPTA MR	14934	0.4143	0	0.0000	0.0000	0	0.0000	0	0.0000	0.4143
38	KANISHK GUPTA	47894	1.3287	0	0.0000	0.0000	0	0.0000	0	0.0000	1.3287
39	SHAILJA GUPTA	24091	0.6683	0	0.0000	0.0000	0	0.0000	0	0.0000	0.6683
40	RENU DEVI JALAN	100000	2.7743	0	0.0000	0.0000	0	0.0000	0	0.0000	2.7743
41	RAVI KUMAR GUPTA	93550	2.5953	0	0.0000	0.0000	0	0.0000	0	0.0000	2.5953
42	NIVEDITA GUPTA	274	0.0076	0	0.0000	0.0000	0	0.0000	0	0.0000	0.0076
	TOTAL	2556520	70.9256	0	0.0000	0.0000	0	0.0000	0	0.0000	70.9256



CHENNAI FERROUS INDUSTRIES LIMITED

(I)(c)(i) Statement showing holding of securities (including shares, warrants, convertible securities) of persons belonging to the category "Public" and holding more than 1% of the total number of shares - 31-Mar-2015


Sr.No	Name of the shareholder	No. of Shares held	Shares as a percentage of total number of shares (i.e., Grand Total (A)+(B)+(C) indicated in Statement at para(I)(a) above)	Details of warrants		Details of convertible securities		Total shares (including underlying shares assuming full conversion of warrants and convertible securities) as a % of diluted share capital
				Number of warrants held	As a % total number of warrants of the same class	Number of convertible securities held	% w.r.t total number of convertible securities of the same class	
1	PRJ FINANCE PVT.LTD.	60625	1.6819	0	0.0000	0	0.0000	1.6819
2	GOENKA BUSINESS AND FINANCE LIMITED	44182	1.2257	0	0.0000	0	0.0000	1.2257
3	ROTOFLEX PACKAGING (P) LTD	87593	2.4300	0	0.0000	0	0.0000	2.4300
4	CHENNAI MATERIAL RECYCLING AND TRADING COMPANY PRIVATE LTD	186198	5.1656	0	0.0000	0	0.0000	5.1656
5	KUMPULAN PITCHAI SDN BHD	125000	3.4678	0	0.0000	0	0.0000	3.4678
	TOTAL	503598	13.9713	0	0.0000	0	0.0000	13.9713



CHENNAI FERROUS INDUSTRIES LIMITED

(I)(c)(ii) Statement showing holding of securities (including shares, warrants, convertible securities) of persons (together with PAC) belonging to the category "Public" and holding more than 5% of the total number of shares of the company - 31-Mar-2015

Sr.No	Name(s) of the shareholder(s) and the Persons Acting in Concert (PAC) with them	No. of Shares held	Shares as a percentage of total number of shares (i.e., Grand Total (A)+(B)+(C) indicated in Statement at para(I)(a) above?	Details of warrants		Details of convertible securities		Total shares (including underlying shares assuming full conversion of warrants and convertible securities) as a % of diluted share capital
				Number of warrants held	As a % total number of the same class	Number of convertible securities held	% w.r.t total number of the same class	
1	CHENNAI MATERIAL RECYCLING AND TRADING COMPANY PRIVATE LTD	186198	5.1656	0	0.0000	0	0.0000	5.1656
	TOTAL	186198	5.1656	0	0.0000	0	0.0000	5.1656






CHEMNAI FERROUS INDUSTRIES LIMITED  
 (I)(d) STATEMENT SHOWING DETAILS OF LOCKED-IN SHARES -31-Mar-2015

SL.NO	NAME OF THE SHARE HOLDER	NUMBER OF LOCKED IN SHARES	LOCKED-IN SHARES AS A % OF TOTAL NUMBER OF SHARES (i.e., GRAND TOTAL (A)+(B)+(C) INDICATED IN STATEMENT AT PARA (I)(a) ABOVE)	Promoter / Promoter Group / Public
	NIL			



CHEMNAI FERROUS INDUSTRIES LIMITED  
 (II)(a) STATEMENT SHOWING DETAILS OF DEPOSITORY RECEIPTS (DRs) - 31-Mar-2015

SL.NO	TYPE OF OUTSTANDING DR (ADRs, GDRs, SDRs,etc.)	NUMBER OF OUTSTANDING DRs	NUMBER OF SHARES UNDERLYING OUTSTANDING DRs	SHARES UNDERLYING OUTSTANDING DRs AS A % OF TOTAL NUMBER OF SHARES (i.e., GRAND TOTAL (A)+(B)+(C) INDICATED IN STATEMENT AT PARA (I)(a) ABOVE)
	NIL			



CHENNAI FERROUS INDUSTRIES LIMITED

(II)(b) STATEMENT SHOWING HOLDING OF DEPOSITORY RECEIPTS (DRs), WHERE UNDERLYING SHARES HELD BY PROMOTER/PROMOTER GROUP ARE IN EXCESS OF 1% OF THE TOTAL NUMBER OF SHARES - 31-Mar-2015

SL.NO	NAME OF THE DR HOLDER	TYPE OF OUTSTANDING DR (ADRs, GDRs, SDRs,etc.)	NUMBER OF SHARES UNDERLYING OUTSTANDING DRs	SHARES UNDERLYING OUTSTANDING DRs AS A % OF TOTAL NUMBER OF SHARES (i.e., GRAND TOTAL (A)+(B)+(C) INDICATED IN STATEMENT AT PARA (I)(a) ABOVE)
	NIL			



CHENNAI FERROUS INDUSTRIES LIMITED

(III)(a) STATEMENT SHOWING THE VOTING PATTERN OF SHAREHOLDERS, IF MORE THAN ONE CLASS OF SHARES / SECURITIES IS ISSUED BY THE ISSUER.

CATEGORY OF SHARE HOLDER		NUMBER OF VOTING RIGHTS HELD IN EACH CLASS OF SECURITIES			TOTAL VOTING RIGHTS (III+IV+V)	TOTAL VOTING RIGHTS i.e. (VI)	
		CLASS X (III)	CLASS Y (IV)	CLASS Z (V)	(VI)	AS A % OF (A+B) (VII)	AS A % OF (A+B+C) (VIII)
(A)	PROMOTER AND PROMOTER GROUP						
(1)	INDIAN						
(a)	INDIVIDUALS/HINDU UNDIVIDED FAMILY						
(b)	CENTRAL GOVERNMENT / STATE GOVERNMENT(S)						
(c)	BODIES CORPORATE						
(d)	FINANCIAL INSTITUTIONS / BANKS						
(e)	ANY OTHER (SPECIFY)						
	SUB-TOTAL(A)(1)						
(2)	FOREIGN						
(a)	INDIVIDUALS (NON-RESIDENT INDIVIDUALS / FOREIGN INDIVIDUALS)						
(b)	BODIES CORPORATE						
(c)	INSTITUTIONS						
(d)	ANY OTHER						
	SUB-TOTAL(A)(2)						
	TOTAL SHAREHOLDING OF PROMOTER AND PROMOTER GROUP (A)=(A)(1)+(A)(2)						



CHENNAI FERROUS INDUSTRIES LIMITED

(III)(a) STATEMENT SHOWING THE VOTING PATTERN OF SHAREHOLDERS, IF MORE THAN ONE CLASS OF SHARES / SECURITIES IS ISSUED BY THE ISSUER.

(I)	(II)	(III)	(IV)	(V)	(VI)	(VII)	(VIII)
(B)	PUBLIC SHAREHOLDING						
(1)	INSTITUTIONS						
(a)	MUTUAL FUNDS / UTI						
(b)	FINANCIAL INSTITUTIONS / BANKS						
(c)	CENTRAL GOVERNMENT / STATE GOVERNMENT(S)						
(d)	VENTURE CAPITAL FUNDS						
(e)	INSURANCE COMPANIES						
(f)	FOREIGN INSTITUTIONAL INVESTORS						
(g)	FOREIGN VENTURE CAPITAL INVESTORS						
(h)	ANY OTHER (SPECIFY)						
	SUB-TOTAL (B)(1)						
(2)	NON-INSTITUTIONS						
(a)	BODIES CORPORATE						
(b)	INDIVIDUALS -						
	I. INDIVIDUAL SHAREHOLDERS HOLDING NOMINAL SHARECAPITAL UP TO RS. 1 LAKH						
	II. INDIVIDUAL SHAREHOLDERS HOLDING NOMINAL SHARECAPITAL IN EXCESS OF RS. 1 LAKH						
(c)	ANY OTHER (SPECIFY)						
	SUB-TOTAL (B)(2)						
	TOTAL PUBLIC SHAREHOLDING (B)=(B)(1)+(B)(2)						
	TOTAL (A)+(B)						
(C)	SHARES HELD BY CUSTODIANS AND AGAINST WHICH DEPOSITORY RECEIPTS HAVE BEEN ISSUED						
	GRAND TOTAL (A)+(B)+(C)						

